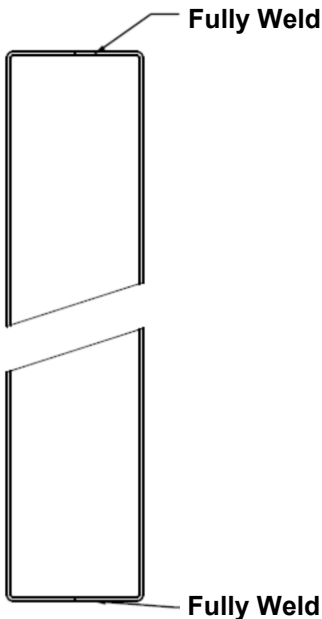



Pharmaceutical (Cleanroom Doors)

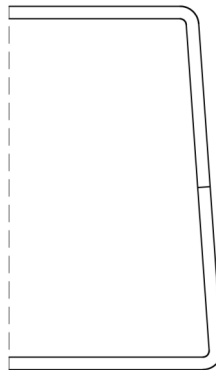
STANDARD MANUFACTURING CONSTRUCTION DETAILS

- 1-3/4" Thick Door (*standard)
- 16, 14, 12 or 10 gauge Stainless Steel
- Alloy 304, 304L, 316, 316L
- Finish #4 Satin (*standard)
- Vertical Grain
- Fully Welded Seamless On All Edges
- Polystyrene Core (*standard)
- Closed Edge (Fully Welded)

**See Options or Consult with Factory for Other Applications*



Continuously Weld Seamless Horizontal Edges



Continuous Weld Seamless Vertical Edges



>>All specifications are subject to change without notice<<

