

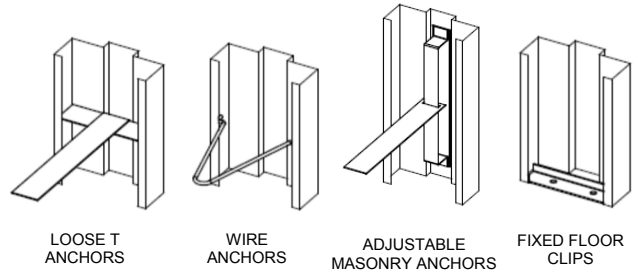
# Frame Anchors

## STANDARD MANUFACTURING CONSTRUCTION DETAILS

ALL ANCHORS ARE MADE FROM 300 SERIES STAINLESS STEEL

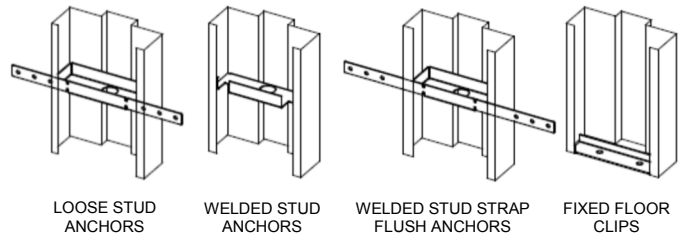
### New Masonry Wall Anchors

- 3 anchors per jamb up to 7' 6"
- 4 anchors per jamb up to 8' 0"
- 1 additional every 24"
- 1 Floor clip per jamb



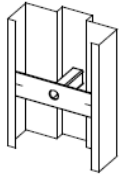
### Stud Partition Wall Anchors

- 4 anchors per jamb up to 7' 6"
- 1 additional every 24"
- 1 Floor clip per jamb
- 2 anchors per head over 48"



### Existing Wall Anchors

- 6" From Top and Bottom
- Not more than 26" O.C.



PIERCE & DIMPLE  
EWA ANCHORS

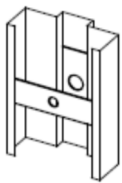



3/8" x 5" SST  
Masonry Bolt



3/8" x 4" SST  
Wood Bolt

#### Snapshot - Pierce & Dimple



CONCEALED EWA  
ANCHORS WITH CAPS




3/8" x 3" SST  
Masonry Bolt



3/8" x 3" SST  
Wood Bolt

#### Snapshot - Concealed



>>All specifications are subject to change without notice<<

